

THIS DRAWING IS UNPUBLISHED. RELEASED FOR PUBLICATION

© COPYRIGHT BY

REVISIONS						
P	F	ZONE	LTR	DESCRIPTION	DATE	APPROVED
		G1		REVISED PER ECO-11-005294	09APR11	HMR
		G2		REV PER ECO 14-009346	CT 6-14	DE

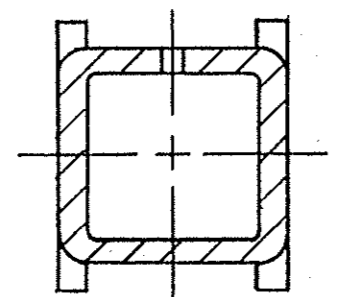
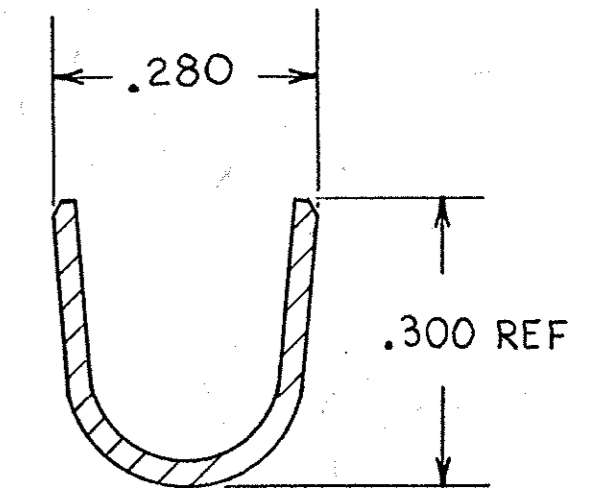
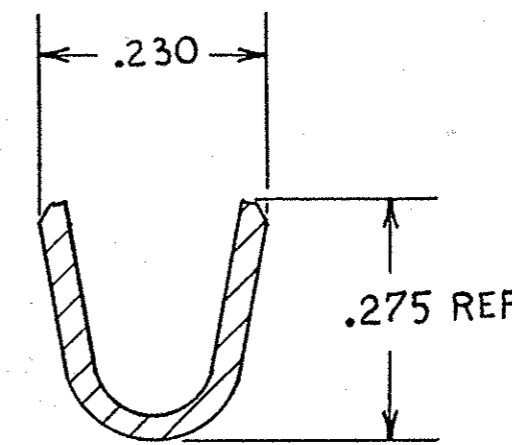
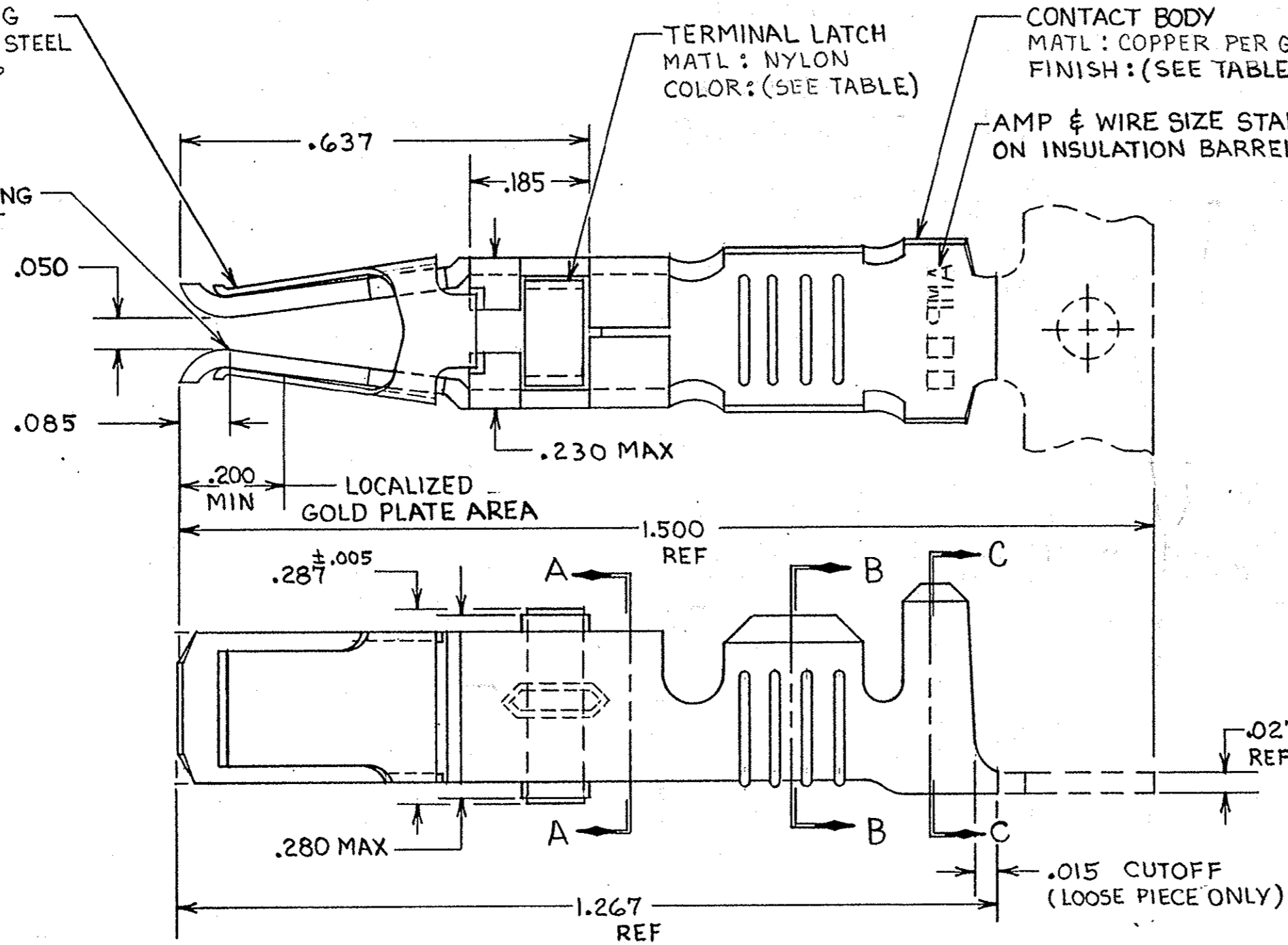
ASSIST SPRING
MATL: STAINLESS STEEL
PER QQ-S-766

TERMINAL LATCH
MATL: NYLON
COLOR: (SEE TABLE)

CONTACT BODY
MATL: COPPER PER QQ-C-576
FINISH: (SEE TABLE)

AMP & WIRE SIZE STAMPED
ON INSULATION BARREL

POINT OF PLATING
MEASUREMENT



SECTION A-A

① REELED FOR USE WITH STANDARD APPLICATORS.

② REELED FOR USE WITH HEAVY DUTY MINI-APPLICATORS.

③ PLATED WITH .000100 MIN SILVER PER QQ-S-365.

④ PLATED WITH .000015 MIN GOLD PER MIL-G-45204 IN THE LOCALIZED GOLD PLATE AREA, GOLD FLASH ON THE REMAINDER, OVER .000030 MIN NICKEL PER QQ-N-290.

⑤ PLATED WITH .000030 MIN GOLD PER MIL-G-45204 IN THE LOCALIZED GOLD PLATE AREA, GOLD FLASH ON THE REMAINDER, OVER .000030 MIN NICKEL PER QQ-N-290.

⑥ PLATED WITH .000050 MIN 93-7% TIN-LEAD ALLOY OVER .000030 MIN NICKEL PER QQ-N-290.

7. WIRE RANGE = 10 AWG.

8. INSULATION RANGE = .190 - .220 DIA.

⑨ PLATED TIN (NO LEAD) .000050 MIN THK PER ASTM-B-545 OVER NICKEL .000030 MIN THK PER QQ-N-290.

TERMINAL LATCH COLOR	FINISH	LOOSE PIECE PART NO.	STRIP PART NO.
BLACK	⑨	2-66741-1	2-66741-0
BLACK	⑨	2-66741-1	1-66741-9
BLACK	⑥	66741-8	1-66741-2
BLACK	⑤	66741-6	1-66741-1
BLACK	④	66741-2	1-66741-0
NATURAL	③	66741-2	66741-9
BLACK	⑥	66741-8	66741-7
BLACK	⑤	66741-6	66741-5
BLACK	④	66741-2	66741-3
NATURAL	③	66741-2	66741-1

UNLESS OTHERWISE SPECIFIED DIMENSIONS ARE IN INCHES. TOLERANCES ON: DECIMALS ±.010 ANGLES ±.010	CONTRACT NO		TE Connectivity	
	DR	9-25-85		
	MATERIAL	SEE CALLOUT	NAME	
	FINISH	SEE DASH NO	FEMALE TYPE XII CONTACT ASSEMBLY, WITH ASSIST SPRING	
OTHER APPD		SIZE	FSCM NO	DRAWING NO
		C	00779	66741
		SCALE NTS		SHEET

CUSTOMER DRAWING